

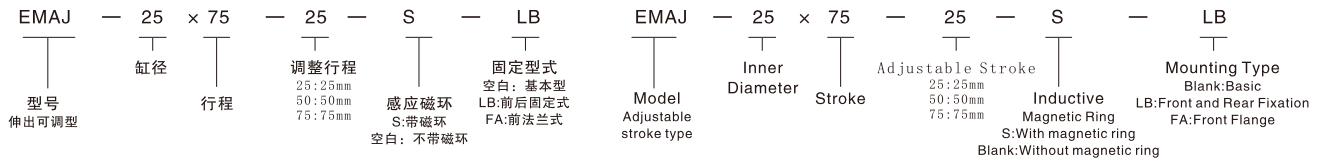
Stainless Steel Mini Cylinder(Adjustable Stroke Type)

Characteristics

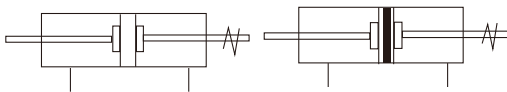


- ◆ All parts are pre-lubricated during assembly and the TEFLON material bushing is used, lubrication is not required.
- ◆ The stainless steel material barrel with a great corrosion resistance and the special surface treatment could guarantee a durable working life.
- ◆ High Temperature type cylinder is optional. The special seals uiton will be adopted to be suitable up to 150°C.
- ◆ A complete range of accessories is available to meet all kind of demand.
- ◆ All cylinders can be supplied as standard with magnetic pistons for use with switch sensors.

Product Code System



Symbol



Example

▲ For order of the adjustable stroke LB fixed pattern stainless steel mini cylinder which the inner diameter is 20mm, the stroke is 75mm, adjustable stroke 25mm, the magnetic ring is attached to, the rid pattern is single clevis type, the correct order code is :EMAJ - 20 x 75 - 25 - S - LB

Specification

缸径/ Inner Diameter (mm)	16	20	25	32	40
动作型式/ Action	双作用型/ Double Acting				
工作介质/ Fluid	经过滤的压缩空气/ The constrigent after filtered				
固定型式/Fixing Type	基本型/ Basic LB FA				
使用压力范围/ Range of Working Pressure MPa	0.05~0.9				
保证耐压力/ Proof Press MPa	1.35				
使用温度范围 / Operating Temp °C	-5~70				
使用速度范围 / Piston Speed mm/s	30~800				
缓冲型式/ Cushion	固定式缓冲/ Fixing Cushion				
接管螺纹 / Port Thread	M5 x 0.8			G1/8	

Cylinder Stroke

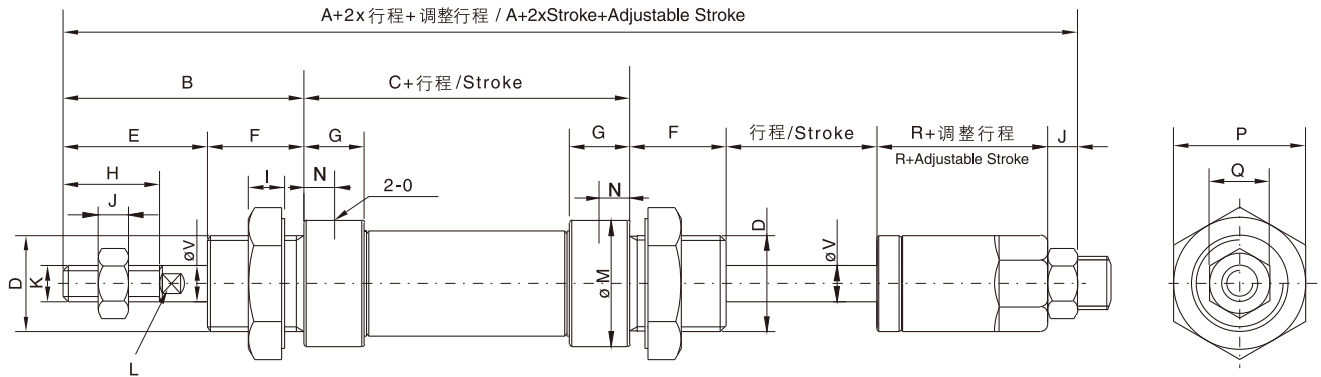
缸径/ Inner Diameter(mm)	标准行程/ Standard Stroke										最大行程/ Max Stroke	容许行程/ Permissible Stroke
16	25	50	75	80	125	150	150	200				
20	25	50	75	80	125	150	160	175	200	200	300	
25	25	50	75	80	125	150	160	175	200	250	300	
32	25	50	75	80	125	150	160	175	200	250	300	
40	25	50	75	80	125	150	160	175	200	250	300	

※ Please contact us if you want special stroke cylinder

Dimensions

EMAJ

Φ16~Φ40



EMAJ

缸径 Inner Dia.	符号 Code	A	B	C	E	F	G	H	I	J	L
16		135	38	60	22	16	10	16	6	5	5
20		153	40	76	28	12	16	20	7	6	6
25		161	44	76	30	14	16	22	7	6	8
32		161	44	76	30	14	16	22	8	6	10
40		164	46	76	32	14	16.7	24	9	7	14

缸径 Inner Dia.	符号 Code	D	K	M	N	O	P	Q	R	V
16		M16 × 1.5	M6 × 1	21	5	M5 × 0.8	22	10	16	6
20		M22 × 1.5	M8 × 1.25	27	8	G1/8	29	12	19	8
25		M22 × 1.5	M10 × 1.25	30	8	G1/8	29	17	21	10
32		M24 × 2	M10 × 1.25	35	8	G1/8	32	17	21	12
40		M30 × 2	M12 × 1.25	41.6	8.3	G1/8	41	19	21	16