

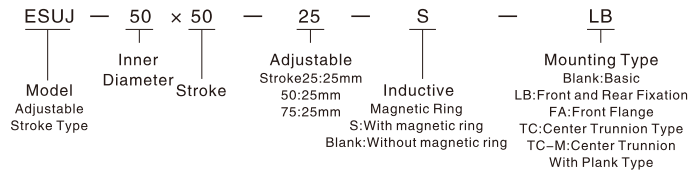
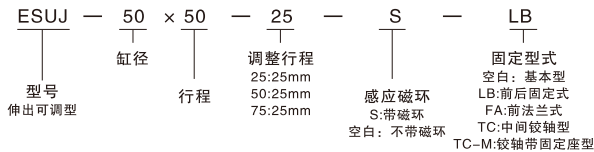
Mi Type Standard Cylinder(Adjustable Stroke Type)

Characteristics

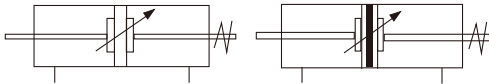


- ◆Using TEFLON material bushing, lubrication is not required.
- ◆Adjustable cushion is in the front and end cover for shock resistance.
- ◆High Temperature type cylinder is optional. The special seals will be adopted to be suitable up to 150°C.
- ◆All kinds of accessories are available.
- ◆Sensor could be used for position the magnetic type cylinder.

Product Code System



Symbol



Example

▲For order of the adjustable stroke (without tie-rod) LB fixed pattern mickey mouse standard cylinder which the inner diameter is 40mm, the stroke is 100mm, adjustable stroke 25mm, the magnetic ring is attached to, the correct order code is :
ESUJ - 40 x 100 - 25 - S - LB

Specification

缸径/ Inner Diameter (mm)		32	40	50	63	80	100	125
动作型式/ Action		双作用型/ Double Acting						
工作介质/ Fluid		经过滤的压缩空气/ The constrigent after filtered						
固定型式/Fixing Type		基本型/ Basic FA LB TC TC-M						
使用压力范围/ Range of Working Pressure MPa		0.05~0.9						
保证耐压力/ Proof Press MPa		1.35						
使用温度范围 / Operating Temp °C		-5~70						
使用速度范围 / Piston Speed mm/s		30~800						
缓冲型式/ Cushion		可调缓冲/ Regulabe Cushion						
缓冲行程/ Cushion Stroke mm		20		26		25		35
接管螺纹 / Port Thread		G1/8	G1/4		G3/8		G1/2	

Cylinder Stroke

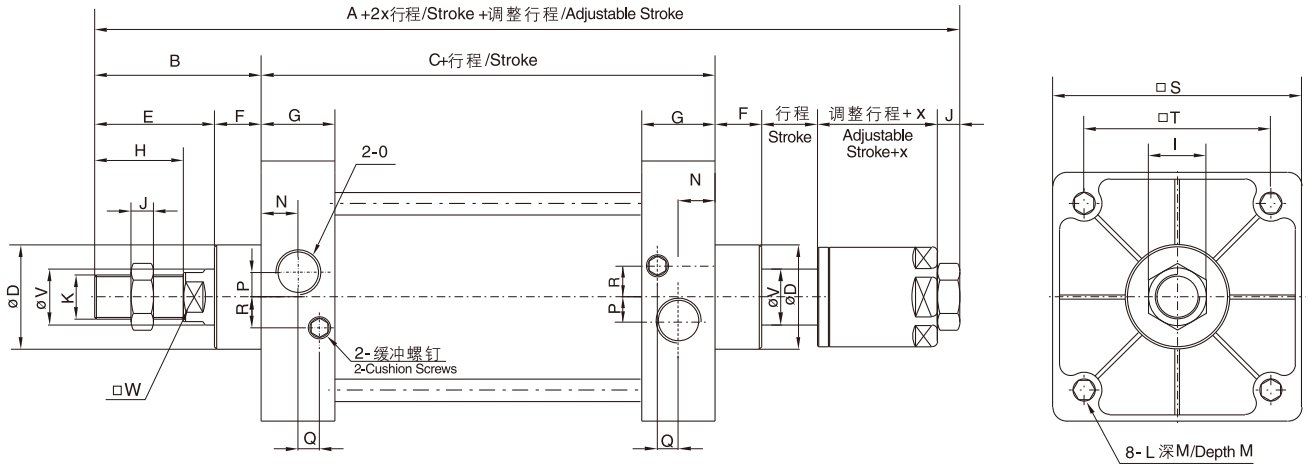
缸径 Inner Diameter(mm)	标准行程/ Standard Stroke	最大行程/Max Stroke	容许行程/Permissible Stroke
32	25 50 75 80 100 125 150 160 175 200	200	300
40	25 50 75 80 100 125 150 160 175 200	200	300
50	25 50 75 80 100 125 150 160 175 200	200	300
63	25 50 75 80 100 125 150 160 175 200	200	300
80	25 50 75 80 100 125 150 160 175 200 250 300	300	400
100	25 50 75 80 100 125 150 160 175 200 250 300	300	400
125	25 50 75 80 100 125 150 160 175 200 250 300	300	400

※Please contact us if you want special stroke cylinder

Dimensions

ESUJ

Φ32~Φ125



ESUJ

缸径 Inner Dia.	符号 Code	A	B	C	D	E	F	G	H	I	J	K	L
32		182	47	93	28	32	15	28	22	17	6	M10×1.25	M6×1
40		185	49	93	32	34	15	28	24	19	7	M12×1.25	M6×1
50		196	57	93	38	42	15	28	32	22	8	M16×1.5	M6×1
63		199	57	96	38	42	15	28	32	22	8	M16×1.5	M8×1.25
80		243	75	108	47	54	21	33	40	30	10	M20×1.5	M10×1.5
100		248	75	113	47	54	21	33	40	30	10	M20×1.5	M10×1.5
125		316	98	136	60.5	73	25	40	54	38	12	M27×2	M12×1.75

缸径 Inner Dia.	符号 Code	M	N	O	P	Q	R	S	T	V	W	X
32		14.5	14	G1/8	5	6.5	6.5	46	33	12	10	21
40		14.5	14	G1/4	6	6	8.5	51	37	16	14	21
50		14.5	14	G1/4	7	5	9	62	47	20	17	20
63		14.5	14	G3/8	7	5	10	75	56	20	17	20
80		16.5	16.5	G3/8	7	5.5	11	94	70	25	22	25
100		16.5	16.5	G1/2	7	9	11	112	84	25	22	25
125		16	20	G1/2	14	8	10	140	110	32	27	35