

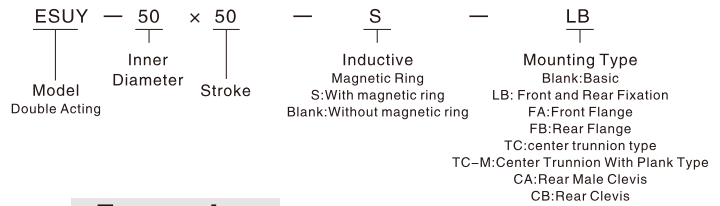
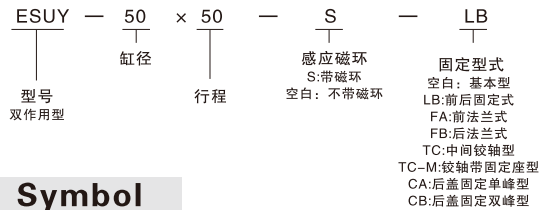
Mi Type Standard Cylinder

Characteristics

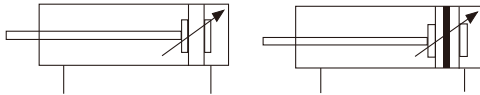


- ◆ Using TEFLON material bushing, lubrication is not required.
- ◆ Adjustable cushion is in the front and end cover for shock resistance.
- ◆ High Temperature type cylinder is optional. The special seals will be adopted to be suitable up to 150°C.
- ◆ All kinds of accessories are available.
- ◆ Sensor could be used for position the magnetic type cylinder. The magnetic cylinder is option for using with switch sensors.
- ◆ Fit for high-speed motion ($V \geq 1 \text{ m/s}$) low frictional coefficient, low starting pressure, good sealing & compensation, high rigidity.

Product Code System



Symbol



Example

▲ for order of the ISO standard double acting(tie-rod) TC fixed pattern cylinder which the inner diameter is 50mm, the stroke is 50mm, the magnetic ring is attached to, the correct order code is: ESUY - 50 x 50 - S - TC

Specification

缸径/ Inner Diameter (mm)	32	40	50	63	80	100	125
动作型式/ Action	双作用型/ Double Acting						
工作介质/ Fluid	经过滤的压缩空气/ The constrigent after filtered						
固定型式/Fixing Type	基本型/ Basic FA FB CA CB LB TC TC-M						
使用压力范围/ Range of Working Pressure MPa	0.05~0.9						
保证耐压力/ Proof Press MPa	1.35						
使用温度范围 / Operating Temp °C	-5~70						
使用速度范围 / Piston Speed mm/s	30~2000						
缓冲型式/ Cushion	可调缓冲/ Regulabe Cushion						
缓冲行程/ Cushion Stroke mm	20	20	26	26	25	25	35
接管螺纹 / Port Thread	G1/8	G1/4		G3/8		G1/2	

Cylinder Stroke

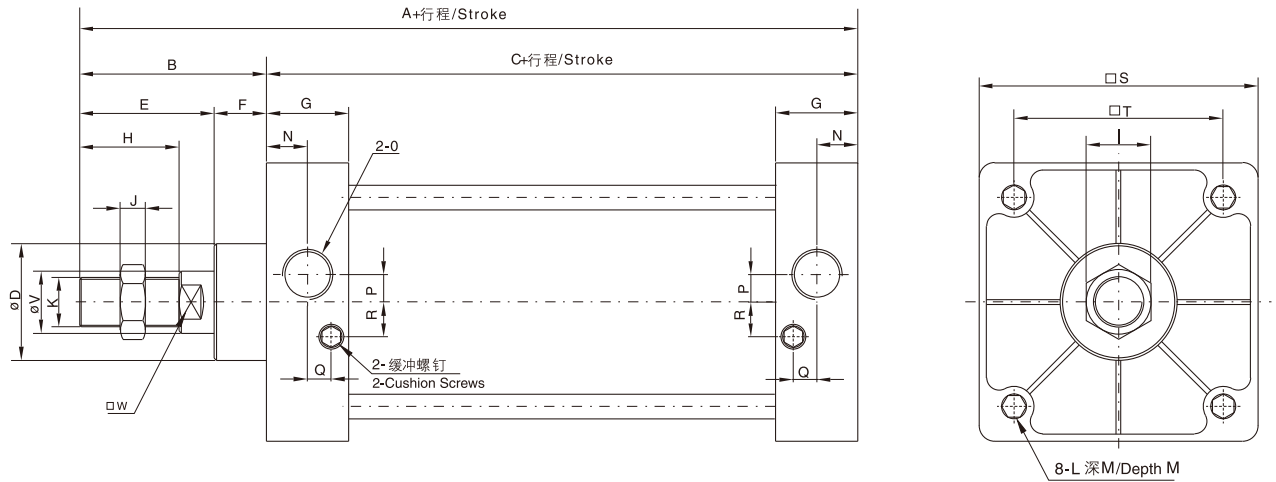
缸径 (mm) Inner Diameter	标准行程/ Standard Stroke										最大行程 Max Stroke	容许行程 Permissible Stroke										
32	25	50	75	80	100	125	150	160	175	200	250	300	350	450	500	1000	2000					
40	25	50	75	80	100	125	150	160	175	200	250	300	350	450	500	600	700	800	1200	2000		
50	25	50	75	80	100	125	150	160	175	200	250	300	350	450	500	600	700	800	900	1000	1200	2000
63	25	50	75	80	100	125	150	160	175	200	250	300	350	450	500	600	700	800	900	1000	1500	2000
80	25	50	75	80	100	125	150	160	175	200	250	300	350	450	500	600	700	800	900	1000	1500	2000
100	25	50	75	80	100	125	150	160	175	200	250	300	350	450	500	600	700	800	900	1000	1500	2000
125	25	50	75	80	100	125	150	160	175	200	250	300	350	450	500	600	700	800	900	1000	1500	2000

※ Please contact us if you want special stroke cylinder

■ Dimensions

ESUY

Φ32~Φ125

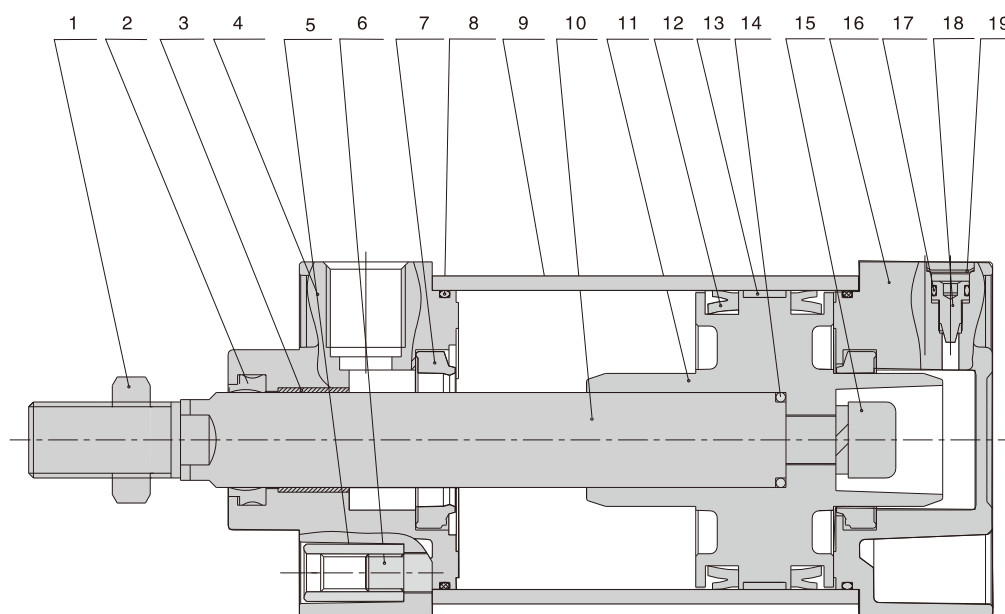


■ ESUY

缸径 Inner Dia.	符号 Code	A	B	C	D	E	F	G	H	I	J	K
32		140	47	93	28	32	15	28	22	17	6	M10 × 1.25
40		142	49	93	32	34	15	28	24	19	7	M12 × 1.25
50		150	57	93	38	42	15	28	32	22	8	M16 × 1.5
63		153	57	96	38	42	15	28	32	22	8	M16 × 1.5
80		183	75	108	47	54	21	33	40	30	10	M20 × 1.5
100		188	75	113	47	54	21	33	40	30	10	M20 × 1.5
125		234	98	136	60	73	25	40	54	38	12	M27 × 2

缸径 Inner Dia.	符号 Code	L	M	N	O	P	Q	R	S	T	V	W
32		M6 × 1	14.5	14	G1/8	5	6.5	6.5	46	33	12	10
40		M6 × 1	14.5	14	G1/4	6	6	8.5	51	37	16	14
50		M6 × 1	14.5	14	G1/4	7	5	9	62	47	20	17
63		M8 × 1.25	14.5	14	G3/8	7	5	10	75	56	20	17
80		M10 × 1.5	16.5	16.5	G3/8	7	5.5	11	94	70	25	22
100		M10 × 1.5	16.5	16.5	G1/2	7	9	11	112	84	25	22
125		M12 × 1.75	16	20	G1/2	-	12	-	140	110	32	27

Structure Chart



序号	1	2	3	4	5	6	7	8、14、17	9
名称	活塞杆螺母	防尘密封圈	导套	前盖	左右螺母	螺杆	缓冲圈	O型圈	缸筒
材料	低碳钢	NBR	复合材料	铝合金	低碳钢	中碳钢	NBR	NBR	铝合金

序号	10	11	12	13	15	16	18	19	
名称	活塞杆	活塞	Y型密封圈	支承环	内六角螺钉	后盖	调节螺钉	止动挡圈	
材料	中碳钢	铝合金	NBR	复合材料	中碳钢	铝合金	铜	不锈钢	

No.	1	2	3	4	5	6	7	8、14、17	9
Description	Piston Rod Nut	Dustproof Seal Ring	Guide Sleeve	Front Cover	Right left Nut	Pull Rod	Buffer Ring	O-ring	Cylinder
Material	Mild Steel	NBR	Composite Material	Aluminum Alloy	Mild Steel	Medium Carbon Steel	NBR	NBR	Aluminum Alloy

No.	10	11	12	13	15	16	18	19	
Description	Piston Rod	Piston	Y-Ring	Support Ring	Allen Screw	Rear Cover	Adjustable Screw	Retaining Ring	
Material	Medium Carbon Steel	Aluminum Alloy	NBR	Composite Material	Medium Carbon Steel	Aluminum Alloy	Copper	Stainless Steel	